

Surplus Office Sales

2131 S Hellman Ave Suite S Ontario, CA 91761

Phone: (909) 947-7770 Fax: (909) 947-4137
www.surplusofficesale.com surplusofficesales@gmail.com

BOSS
Office Products®

*Presidential
Seating*

BOSS OFFICE PRODUCTS











Catalog

2026



Featured Product
BR811S-AM-BK (Page 17)

FEATURED PRODUCT INDEX

	EXECUTIVE SEATING Page 4—11		MESH SEATING Page 20—26		GUEST RECEPTION & DINING SEATING Page 42—51
	TRADITIONAL SEATING Page 12—14		TASK SEATING Page 27—33		SIMPLE SYSTEM Page 52—58
	HEAVY-DUTY SEATING Page 15—19		STOOL SEATING Page 34—41		CASEGOODS Page 59—65
					COMPONENTS Page 66—67

CHAIR FEATURES INDEX

	A PNEUMATIC SEAT HEIGHT Adjust seat height up or down relative to the floor		B 360 SWIVEL Allow seat to rotate a full 360 degrees		C TILT TENSION Adjust resistance with which chair reclines or tilts
	D SPRING TILT WITH UPRIGHT LOCK Lean back in a seated position or lock in upright position		E 2-PADDLE MECHANISM Select and lock any particular back angle		F 3-PADDLE MECHANISM Independently adjust seat and back angle with lock position (any position)
	G SYNCHRO-TILT Adjust seat and back angle with adjustable tilt tension control		H SEAT SLIDER Move seat forward and back, or lock in a desired position		I BACK HEIGHT ADJUSTMENT Adjust backrest up or down for desired back height
	J BACK DEPTH ADJUSTMENT Move backrest forward and back, or to be locked in a desired position		K HEIGHT ADJUSTABLE ARMRESTS Adjust arms up or down within a set range to accommodate various tasks		L WIDTH ADJUSTABLE ARMRESTS Adjust arms in or out within set range, ONLY during assembly

Executive Seating

B8871P-BB

HINGED ARM CHAIR

A B C G

Materials:

LeatherPlus


Dimensions:

27"(W) x 28"(D) x 48" - 51.5"(H)

Description:

- Hinged arms with padded armrests
- Designer stitched back cushion
- 27" Pewter finished base
- Arm height 28" - 31.5"
- Weight Capacity 275 lbs

Color ● ● ● ●



B8871-GY

CaressoftPlus
w/ Silver finished
base



B8871-BK

CaressoftPlus
w/ Silver finished
base



B8871-BKGY

CaressoftPlus
w/ Silver finished
base





B8886AL-AMBK

MODERN MID BACK
CONFERENCE CHAIR

A B C G

Materials:

Antimicrobial Vinyl

Dimensions:

26.5"(W) x 28"(D) x 39.5"- 42.5"(H)

Description:

- Lumber support
- 2-Paddle Mechanism
- Aluminum arms and base
- Arm height 27" - 30"
- Weight Capacity 275 lbs

Color ●

B8991-GY

HIGH BACK WOOD
FINISHED CHAIR

A B C E

Materials:

CaressoftPlus Vinyl

Dimensions:

27"(W) x 27"(D) x 44.5"- 48"(H)

Description:

- Dacron filled top cushions with perforated centers
- 27" Wood finished base and padded arms
- Arm height 26.5" - 30"
- Weight Capacity 275 lbs

Color ● ● ●



B8991-C



B8991-M



EXECUTIVE SEATING



B7901 HIGH BACK

Dimensions:
26" (W) x 29" (D) x 44.5" - 48" (H)

A B C D

Materials:
CaressoftPlus Vinyl

Color ●

B7906 MID BACK

Dimensions:
26" (W) x 30.5" (D) x 43.5" - 46.5" (H)

Description:

- Extra lumbar support
- Padded armrests
- Arm height 27" - 30.5" (B7901)
- Arm height 26" - 29" (B7906)
- Weight Capacity 275 lbs



B8661 DOUBLE LAYER CHAIR

A B C D

Dimensions:
27" (W) x 28" (D) x 48" - 51.5" (H)

Materials:
LeatherPlus

Color ●

Description:

- Double layered cushions
- Padded armrests
- Gun metal finished arms and base
- 27" Nylon base
- Arm height 26.5" - 29"
- Weight Capacity 275 lbs



B10101-BK | B10101-GY LEATHERPLUS CHAIR

A B C D

Dimensions:
27" (W) x 29" (D) x 41" - 44" (H)

Materials:
LeatherPlus

Color ● ●

Description:

- Chrome plated arms
- Padded armrests
- 27" Chrome base
- Arm height 28" - 31"
- Weight Capacity 275 lbs



B8551-BK HIGH BACK FLIP ARM CHAIR

A B C D

Dimensions:
27.5" (W) x 31" (D) x 44.5" - 47.5" (H)

Materials:
CaressoftPlus Vinyl

Color ●

Description:

- Flip-up armrests
- 27" Nylon base
- Arm height 27.5" - 30.5"
- Weight Capacity 275 lbs



B7601

PILLOW TOP LEATHERPLUS CHAIR

A B C D

Materials:
LeatherPlus

Dimensions:
27" (W) x 30" (D) x 45" - 48.5" (H)

Description:

- Pillow top design with perforated center and padded armrests
- 27" Nylon base
- Arm height 26" - 29.5"
- Weight Capacity 275 lbs

Color ●



B9331

PILLOW TOP HIGH BACK CHAIR

A B C D

Materials:
CaressoftPlus Vinyl

Dimensions:
27" (W) x 31.5" (D) x 43.5" - 46.5" (H)

Description:

- Pillow top design and padded armrests for added comfort
- Petwer finish arms and 27" base
- Arm height 26" - 29"
- Weight Capacity 275 lbs

Color ●



B8601

NO TOOLS REQUIRED CHAIR

A B C D

Materials:
CaressoftPlus Vinyl

Dimensions:
27" (W) x 28" (D) x 45" - 48.5" (H)

Description:

- NTR - No tools required for assembly
- Waterfall seat design eliminates leg fatigue
- 27" Silver finish base
- Arm height 27.5" - 31"
- Weight Capacity 275 lbs

Color ●

EXECUTIVE SEATING



B7301 HIGH BACK

Dimensions:
27"(W) x 30"(D) x 45.5" - 49"(H)

A B C D

Materials:
LeatherPlus

Color ●

B7306 MID BACK

Dimensions:
27"(W) x 30"(D) x 38.5" - 42"(H)

Description:

- Extra lumbar support
- Durable polypropylene armrests
- Extra thick seat and back cushion
- Arm height 25.5" - 29"
- Weight Capacity 275 lbs



B8401 HIGH BACK LEATHERPLUS CHAIR

A B C D

Dimensions:
25"(W) x 29.5"(D) x 43" - 46.5"(H)

Materials:
LeatherPlus

Color ●

Description:

- Passive ergonomic seating with built-in lumbar support
- Durable polypropylene armrests
- 27" Nylon base
- Arm height 25.5" - 29"
- Weight Capacity 275 lbs



B7501 HIGH BACK LEATHERPLUS CHAIR

A B C E

Dimensions:
26.5"(W) x 30"(D) x 44" - 47.5"(H)

Materials:
LeatherPlus

Color ●

Description:

- Passive ergonomic seating with built-in lumbar support
- Padded armrests
- 27" Nylon base
- Arm height 26.5" - 30"
- Weight Capacity 275 lbs



B696CRB-GY

MODERN RIBBED CHAIR

A B C D

Materials:
CaressoftPlus Vinyl

Dimensions:
27"(W) x 30"(D) x 40" - 43"(H)

Description:

- Passive ergonomic seating with built-in lumbar support
- Chrome arms and chrome 27" base
- Arm height 25.5" - 28.5"
- Weight Capacity 275 lbs

Color ●



B696CRB-CML

MODERN RIBBED CHAIR

**NEW
ARRIVAL**

A B C D

Materials:
CaressoftPlus Vinyl

Dimensions:
27"(W) x 30"(D) x 40" - 43"(H)

Description:

- Passive ergonomic seating with built-in lumbar support
- Chrome arms and chrome 27" base
- Arm height 25.5" - 28.5"
- Weight Capacity 275 lbs

Color ●



B730-BK

PILLOW TOP HIGH BACK CHAIR

A B C G

Materials:
CaressoftPlus Vinyl

Dimensions:
27"(W) x 29"(D) x 44" - 47"(H)

Description:

- 3-Paddle multi-function mechanism
- Ergonomic lumbar support
- Pillow top cushions with breathable mesh inserts
- 27" High crown nylon base
- Arm height 24" - 30"
- Weight Capacity 275 lbs
- [With optional seat slider \(B730-SS-BK\)](#)

Color ●

EXECUTIVE SEATING

B9471-BK

EXECUTIVE HIGH BACK CHAIR

A B C G

Materials:

CaressoftPlus Vinyl

Dimensions:

24.5"(W) x 30"(D) x 43.5" - 47"(H)

Color ● ● ○

Description:

- 2-Paddle mechanism
- Chrome plated arms with padded armrests
- 27" Chrome plated base
- Arm height 27" - 30.5"
- Weight Capacity 275 lbs



B9471-GY



B9471-WT



B9476-BK

EXECUTIVE MID BACK CHAIR

A B C E

Materials:

CaressoftPlus Vinyl

Dimensions:

27"(W) x 27"(D) x 37.5" - 41"(H)

Description:

- 2-Paddle mechanism
- Chrome plated arms with padded armrests
- 27" Chrome plated base
- Arm height 26.5" - 30"
- Weight Capacity 275 lbs

Color ● ● ○

B9476-GY



B9476-WT





B8306-BK

MID BACK FABRIC MANAGERS CHAIR

A B C D

Dimensions:

27" (W) x 27" (D) x 40.5" - 44" (H)

Materials:

Crepe fabric

Color ●

Description:

- Passive ergonomic seating with built-in lumbar support
- Durable polypropylene arms
- 27" Nylon base
- Arm height 25" - 28.5"
- Weight Capacity 275 lbs



B8106

MID BACK MANAGERS CHAIR

A B C D

Dimensions:

27" (W) x 27" (D) x 40.5" - 44" (H)

Materials:

LeatherPlus

Color ●

Description:

- Passive ergonomic seating with built-in lumbar support
- Durable polypropylene arms
- 27" Nylon base
- Arm height 25" - 28.5"
- Weight Capacity 275 lbs



B686

MID BACK CHAIR

A B C D

Dimensions:

24.5" (W) x 30" (D) x 37.5" - 41" (H)

Materials:

LeatherPlus

Color ●

Description:

- Passive ergonomic seating with built-in lumbar support
- 27" Nylon base
- Arm height 26.5" - 30"
- Weight Capacity 275 lbs



B696C-BK | B696C-GY

CONFERENCE CHAIR

A B C D

Dimensions:

27" (W) x 30" (D) x 40" - 43" (H)

Materials:

CaresoftPlus

Color ● ●

Description:

- Passive ergonomic seating with built-in lumbar support
- Chrome plated arms
- Padded armrests
- 27" Chrome base
- Arm height 25.5" - 28.5"
- Weight Capacity 275 lbs

Traditional Seating

B905DW-CMP

BUTTON TUFTED EXECUTIVE CHAIR

ABCD

Materials:

Champagne Velvet (CMP)
or Commercial Grade Linen (NV + SG)

Dimensions:

27"(W) x 28"(D) x 43" - 47"(H)

Description:

- Classic traditional button tufted styling
- Driftwood finished armrests
- 27" Driftwood finished base
- Arm height 27" - 31"
- Weight Capacity 275 lbs

Color ● ● ●



B905DW-NV



B905DW-SG



B9540DW-SG

CAPTAIN'S CHAIR

Dimensions:

24"(W) x 26"(D) x 31"(H)

Materials:

Commercial Grade Linen

Color ●

Description:

- Classic traditional styling
- No-sag spring seat
- Driftwood finished frame
- Arm height 25"
- Weight Capacity 275 lbs



B9540-BK | B9545-BK

CAPTAIN'S CHAIR

Dimensions:
24"(W) x 26"(D) x 31"(H)

Materials:
Black Caressoft Vinyl

Color ●

Description:

- Hand applied brass nail trim
- No-sag spring seat
- Hooded brass casters (B9545)
- Mahogany finished frame
- Arm height 25"
- Weight Capacity 275 lbs



B9540-BE | B9545-BE

CAPTAIN'S CHAIR

Dimensions:
24"(W) x 26"(D) x 31"(H)

Materials:
Antique Blue Vinyl

Color ●

Description:

- Hand applied brass nail trim
- No-sag spring seat
- Hooded brass casters (B9545)
- Mahogany finished frame
- Arm height 25"
- Weight Capacity 275 lbs



B9540-BY | B9545-BY

CAPTAIN'S CHAIR

Dimensions:
24"(W) x 26"(D) x 31"(H)

Materials:
Oxblood Vinyl

Color ●

Description:

- Hand applied brass nail trim
- No-sag spring seat
- Hooded brass casters (B9545)
- Mahogany finished frame
- Arm height 25"
- Weight Capacity 275 lbs

TRADITIONAL SEATING



B800-BK | B800-BY

WINGBACK CHAIR

A B C D

Materials:

Black Caressoft Vinyl or Oxblood Vinyl

Dimensions:

30"(W) x 34"(D) x 44" - 47"(H)

Description:

- Hand applied brass nail head trim
- Classic traditional button tufted styling
- 27" Mahogany finished base
- Arm height 25" - 28"
- Weight Capacity 275 lbs

Color ● ●



B905-BK | B905-BY

CLASSIC CHAIR

A B C D

Materials:

Black Caressoft Vinyl or Oxblood Vinyl

Dimensions:

27"(W) x 29"(D) x 43" - 47"(H)

Description:

- Hand applied brass nail head trim
- Classic traditional button tufted styling
- 27" Mahogany finished base
- Arm height 27" - 31"
- Weight Capacity 275 lbs

Color ● ●

Heavy Duty Seating



B9591AM-BK

BARIATRIC GUEST CHAIR
300LB

Materials:
Antimicrobial Vinyl

Dimensions:
25"(W) x 22"(D) x 32.5"(H)

Description:

- Back and seat separation for easy cleaning
- Wall saver rear leg design and floor levelers
- Steel frame and waterfall seat design
- Arm height 25.5"
- Weight Capacity 300 lbs

Color ● ● ●

B9591AM-GY



B9591AM-BG



B9591AM-BK-500 | B9591AM-GY-500 | B9591AM-BG-500

BARIATRIC GUEST CHAIR - 500LB

Dimensions:
32"(W) x 22"(D) x 32.5"(H)

Materials:
Antimicrobial Vinyl

Description:

- Back and seat separation for easy cleaning
- Wall saver rear leg design and floor levelers
- Steel frame and waterfall seat design
- Arm height 25.5"
- Weight Capacity 500 lbs

Color ● ● ●



HEAVY DUTY SEATING



B9595AM-BK | B9595AM-GY | B9595AM-BG

BARIATRIC GUEST CHAIR - 300LB

Dimensions:

22"(W) x 23.5"(D) x 32.5"(H)

Materials:

Antimicrobial Vinyl

Description:

- Back and seat separation for easy cleaning
- Wall saver rear leg design and floor levelers
- Steel frame and waterfall seat design
- Weight Capacity 300 lbs

Color ● ● ●



B9595AM-BK-400 | B9595AM-GY-400 | B9595AM-BG-400

BARIATRIC GUEST CHAIR - 400LB

Dimensions:

32"(W) x 23.5"(D) x 32.5"(H)

Materials:

Antimicrobial Vinyl

Description:

- Back and seat separation for easy cleaning
- Wall saver rear leg design and floor levelers
- Steel frame and waterfall seat design
- Weight Capacity 400 lbs

Color ● ● ●



B709

GUEST CHAIR - 350LB

Dimensions:

26"(W) x 26"(D) x 35"(H)

Materials:

Antimicrobial Vinyl

Description:

- Waterfall seat design
- Steel sled base
- Arm height 24.5"
- Weight Capacity 350 lbs

Color ●



B601-BK

FLIP ARM MESH TASK
CHAIR - 400LB

A B C D K

Materials:

Mesh Fabric

Dimensions:

30.5"(W) x 30"(D) x 43.5" - 46.5"(H)

Description:

- Breathable mesh back with adjustable lumbar support
- Adjustable height flip arms
- 27" Black steel base
- Arm height 26.5" - 31"
- Weight Capacity 400 lbs

Color ●

BR811S-AM-BK

ANTIMICROBIAL GUEST
CHAIR - 300LB

**NEW
ARRIVAL**

Materials:

Antimicrobial Vinyl

Dimensions:

24.5"(W) x 28"(D) x 34"(H)

Description:

- Aluminum frame / silver finish
- Ample space between seat and back for simple cleaning
- Spring seat designed for enhanced durability
- Wall saver legs
- Arm height 25.5"
- Weight Capacity 300lbs

Color ●



HEAVY DUTY SEATING



B699-BK

MESH TASK CHAIR - 400LB

A B

Dimensions:

30"(W) x 24"(D) x 40" - 43.5"(H)

Materials:

Mesh Fabric / LeatherPlus

Color ●

Description:

- Breathable mesh back
- Curved ergonomic back and adjustable lumbar support
- 27" Steel base
- Arm height 26" - 29.5"
- Weight Capacity 400 lbs



B996

TASK CHAIR - 400LB

A B C D K

Dimensions:

29"(W) x 30"(D) 40" - 43"(H)

Materials:

Crepe Fabric

Color ●

Description:

- High density foam
- Curved ergonomic back for excellent lumbar support
- 29" Steel base
- Arm height 25.5" - 30.5"
- Weight Capacity 400 lbs



B992-BK

EXECUTIVE CHAIR - 400LB

A B C D

Dimensions:

31"(W) x 32"(D) x 44" - 47"(H)

Materials:

LeatherPlus

Color ●

Description:

- Padded armrests oriented in steel wrap around style construction
- Reinforced lumbar support
- 27" Steel base
- Arm height 27.5" - 30.5"
- Weight Capacity 400 lbs



B991-BB

DOUBLE PLUSH
LEATHERPLUS CHAIR
400LB

A B C D

Materials:
LeatherPlus

Dimensions:
33.5"(W) x 31"(D) x 43" - 45.5"(H)

Description:

- Pillow top cushions for added comfort
- Padded arms incorporated into steel wrap around style construction
- 27" Steel base
- Arm height 26.5" - 30"
- Weight Capacity 400 lbs

Color ●

B991-CP

DOUBLE PLUSH
CARESSOFTPLUS CHAIR
400LB

A B C D

Materials:
CaressoftPlus Vinyl

Dimensions:
33.5"(W) x 31"(D) x 43" - 45.5"(H)

Description:

- Pillow top cushions for added comfort
- Padded arms incorporated into steel wrap around style construction
- 27" Steel base
- Arm height 26.5" - 30"
- Weight Capacity 400 lbs

Color ●



Mesh Seating

B6566AM-BK

HORIZONTAL MESH CHAIR

A B C G K

Materials:

Mesh Back / Antimicrobial Vinyl

Dimensions:

27"(W) x 28"(D) x 40" - 45.5"(H)

Description:

- Breathable and supportive mesh back
- Adjustable lumbar support
- 27" High crown base
- Arm height 25" - 31.5"
- Weight Capacity 275 lbs
- [Seat cover \(B6COVER\)](#) compatible

Color ●



B6566GY-BK

Grey back with mesh fabric cushion



B6566-BK

Black back with mesh fabric cushion



B6566AL-BK

Aluminum Base/Arms, mesh fabric cushion, and oversized casters





B6406

MESH BACK TASK CHAIR

A B C D

Dimensions:

25" (W) x 26" (D) x 37" - 40" (H)

Materials:

Mesh Fabric / LeatherPlus

Color ●

Description:

- Breathable mesh back
- Pewter finished loop armrests
- 25" Metal pewter finish base
- Arm height 27" - 30"
- Weight Capacity 275 lbs



B6416-CG

MESH BACK TASK CHAIR

A B C D

Dimensions:

25" (W) x 26" (D) x 37" - 40" (H)

Materials:

Mesh Fabric

Color ●

Description:

- Breathable mesh back
- Pewter finished loop armrests
- 25" Metal pewter finish base
- Arm height 27" - 30"
- Weight Capacity 275 lbs



B6456-BK

MESH TASK CHAIR

A B C D

Dimensions:

26" (W) x 26" (D) x 36" - 39" (H)

Materials:

Mesh Fabric

Color ●

Description:

- Breathable mesh back
- Adjustable lumbar support
- 25" High crown nylon base
- Arm height 25" - 28"
- Weight Capacity 275 lbs



B6756-BK

RIBBED HIGH BACK MESH CHAIR

A B C D

Dimensions:

27" (W) x 29" (D) x 38" - 41" (H)

Materials:

Mesh Fabric

Color ●

Description:

- Breathable ribbed mesh back with lumbar support
- 4" Thick seat cushion
- Caressoft padded loop arms
- 27" Gun metal finished base
- Arm height 26" - 29"
- Weight Capacity 275 lbs

MESH SEATING



B6338 | B6338-HR

MULTI-FUNCTION / WITH OPTIONAL HEADREST

A B C F I K

Dimensions:
27"(W) x 28"(D) x 40" - 45.5"(H)

Materials:
SereneSoft Fabric

Color ●

Description:

- Breathable mesh back
- 3-Paddle mechanism
- Ratchet back with active lumbar support
- Arm height 25.5" - 31.5"
- Weight Capacity 275 lbs
- [With optional Headrest \(B6338-HR\)](#)
- [With optional seat slider \(B6338-SS\)](#)



B6508

BUDGET MESH TASK CHAIR

A B C D K L

Dimensions:
25.5"(W) x 26.5"(D) x 38.5" - 42"(H)

Materials:
Mesh Fabric

Color ●

Description:

- Breathable mesh back
- Conforms to individuals back shape
- 25" Nylon base
- Arm height 26.5" - 33"
- Weight Capacity 275 lbs



B6776-BK

FLIP ARM MESH TASK CHAIR

A B C D

Dimensions:
26"(W) x 27"(D) x 40" - 43"(H)

Materials:
Mesh Fabric

Color ●

Description:

- Breathable mesh with adjustable lumbar
- 4" Padded seat and padded flip arms
- Arm height 27.5" - 30.5"
- Weight Capacity 275 lbs
- [With optional headrest \(BHR6770-BK\)](#)



B6223-BK

FLIP ARM MESH BACK TASK CHAIR

A B C G

Dimensions:
25"(W) x 26.5"(D) x 36.5" - 39.5"(H)

Materials:
Mesh Fabric / Antimicrobial Vinyl

Color ●

Description:

- Breathable linear mesh back
- Flip-up armrests
- 25" Nylon base
- Arm height 25" - 28"
- Weight Capacity 275 lbs



B6022

MESH TASK CHAIR

A B C G K

Dimensions:
27" (W) x 27" (D) x 38" - 41" (H)

Materials:
Mesh Fabric

Color ●

Description:

- Breathable mesh back
- Contoured 4" SereneSoft high density foam cushion
- 27" Nylon base
- Arm height 24.5" - 31.5"
- Weight Capacity 275 lbs



B6023

MESH TASK CHAIR

A B C F K

Dimensions:
27" (W) x 27" (D) x 39" - 42" (H)

Materials:
Mesh Fabric

Color ●

Description:

- Breathable mesh back
- Contoured 4" SereneSoft high density foam cushion
- 3-Paddle mechanism
- Height adjustable arms
- 27" Nylon base
- Arm height 24.5" - 31.5"
- Weight Capacity 275 lbs
- [Optional seat slider \(B6023-SS\)](#)



B676WT-GY

FLIP ARM MESH TASK CHAIR

A B

Dimensions:
23" (W) x 24" (D) x 34" - 39" (H)

Materials:
Mesh Fabric / TV Fabric

Color ●

Description:

- Breathable linear mesh back and padded soft-touch fabric
- Ergonomic design for comfort
- Adjustable flip arms
- 25" White nylon base
- Arm height 18" - 23"
- Weight Capacity 275 lbs



B6217
Loop arms

B6216
Adjustable arms

B6215

B6215 | B6216 | B6217

MESH CHAIR

A B C D | A B C D K L (B6216)

Dimensions:
25" (W) x 25" (D) x 33.5" - 37" (H)

Materials:
Mesh Fabric

Color ●

Description:

- Breathable mesh upholstery
- Solid metal back frame with ballistic nylon wrap
- 25" Nylon base
- Arm height 26.5" - 32.5"
- Weight Capacity 275 lbs

MESH SEATING



B6036-HR

MESH CHAIR W/ SEAT SLIDER & HEADREST

A B C G H K

Dimensions:
25"(W) x 27"(D) x 47.5" - 51.5"(H)

Materials:
Mesh Fabric

Color ●

Description:

- Breathable mesh back and molded foam seat
- Single touch push button mechanism
- 3D multi-directional armrests
- Seat slider and headrest
- 25" Nylon base
- Arm height 27" - 30"
- Weight Capacity 275 lbs



B6044

MESH BACK AND SEAT TASK CHAIR

A B C G K

Dimensions:
27"(W) x 27"(D) x 40.5" - 43.5"(H)

Materials:
Mesh Fabric

Color ●

Description:

- Breathable mesh upholstery
- Built in lumbar support
- 2:1 Synchro tilt mechanism
- 27" High crown nylon base
- Arm height 25" - 31"
- Weight Capacity 275 lbs



B6044AM-BK

MESH BACK TASK CHAIR

A B C G K

Dimensions:
27"(W) x 27"(D) x 40.5" - 43.5"(H)

Materials:
Mesh Fabric / Antimicrobial Vinyl

Color ●

Description:

- Breathable mesh back with built in lumbar support
- 2:1 Synchro tilt mechanism
- Antimicrobial vinyl seat
- 27" High crown nylon base
- Arm height 25" - 31"
- Weight Capacity 275 lbs



B6376GY-GY

MESH TASK CHAIR

A B C

Dimensions:
24"(W) x 25"(D) 38" - 42"(H)

Materials:
Mesh Fabric / TV Fabric

Color ●

Description:

- Breathable linear mesh back and padded soft-touch fabric seat for comfort
- Ergonomic design for comfort
- 25" Grey nylon base
- Arm height 25.5" - 29.5"
- Weight Capacity 275 lbs



B580

WEB MESH CHAIR

A B C D L

Dimensions:
27" (W) x 28" (D) x 41" - 44" (H)

Materials:
Mesh Fabric / LeatherPlus

Color ●

Description:

- Breathable web mesh back
- LeatherPlus seat and outer back
- Web tension knob to adjust weight distribution and back support
- 27" Nylon base
- Arm height 24.5" - 31"
- Weight Capacity 275 lbs



B605 | B606

COMMERCIAL GRADE MESH TASK CHAIR

A B

Dimensions:
19" (W) x 25.5" (D) x 35" - 40" (H)

Materials:
Mesh Fabric

Color ●

Description:

- Breathable linear mesh back
- Contoured fabric seat with ample foam for comfort and durability
- 25" Nylon base
- Arm height 24" - 29" (B606)
- Weight Capacity 275 lbs



B6568-BK

MESH BACK TASK CHAIR W/SEAT SLIDER

A B C D H K

Dimensions:
26.5" (W) x 26.5" (D) x 39" - 42" (H)

Materials:
Mesh Fabric

Color ●

Description:

- Breathable linear mesh back
- Adjustable lumbar support
- Seat slider and adjustable arms
- 25" High crown nylon base
- Arm height 24.5" - 30.5"
- Weight Capacity 275 lbs



B6366BK-BK | B6366WT-GY

FLIP ARM MESH TASK CHAIR

A B C

Dimensions:
24.5" (W) x 25.5" (D) x 38" - 41" (H)

Materials:
Mesh Fabric

Color ● ◐

Description:

- Breathable mesh back
- Adjustable lumbar support
- 25" White high crown nylon base
- Arm height 27" - 30"
- Weight Capacity 275 lbs

MESH SEATING



B6105 | B6106

BUDGET MESH TASK CHAIR

A B C D

Dimensions:
25"(W) x 25"(D) x 35" - 38"(H)

Materials:
Mesh Fabric

Color ●

Description:

- Breathable mesh seat and back
- Fixed T arms (B6106)
- 27" Nylon base
- Arm height 25" - 28"
- Weight Capacity 275 lbs



B6115C-CS | B6116C-CS

BUDGET MESH TASK CHAIR

A B C D

Dimensions:
25"(W) x 25"(D) x 35" - 38"(H)

Materials:
Mesh Fabric / Caressoft Vinyl

Color ●

Description:

- Breathable mesh back
- Caressoft vinyl seat
- Fixed T arms (B6116C-CS)
- 25" Chrome base
- Arm height 25" - 28"
- Weight Capacity 275 lbs



B6716-BK

MESH BACK 3-PADDLE TASK CHAIR

A B C F I K

Dimensions:
25"(W) x 26"(D) 39.5" - 44"(H)

Materials:
Mesh Fabric

Color ●

Description:

- Breathable mesh back and lumbar support
- 4" SereneSoft seat for added comfort
- 27" High crown nylon base
- Arm height 25.5" - 32"
- Weight Capacity 275 lbs
- [Seat cover \(B6COVER\) compatible](#)
- [With optional seat slider \(B6716-SS-BK\)](#)



B6706-BK

MESH TASK CHAIR

A B C D I K

Dimensions:
25"(W) x 26"(D) x 39.5" - 44"(H)

Materials:
Mesh Fabric

Color ●

Description:

- Breathable mesh seat and back
- Adjustable lumbar support
- 25" Nylon base
- Arm height 25" - 32"
- Weight Capacity 275 lbs
- [Seat cover \(B6COVER\) compatible](#)

Task Seating



B9534C-BN

RIBBED TASK CHAIR

A B F I

**NEW
ARRIVAL**

Materials:
PVC Vinyl

Dimensions:
27" (W) x 27" (D) x 35.5" - 43.5" (H)

Description:

- Stylish ribbed cushion design
- Armless design
- 25" High crown chrome base
- Arm height 25.5" - 32"
- Weight Capacity 275 lbs

Color ● ● ●

B9534C-CML



B9534C-BK



TASK SEATING

B9533C-BK

RIBBED TASK
CHAIR

A B F I K

Materials:

CaressoftPlus Vinyl

Dimensions:

27"(W) x 27"(D) x 35.5" - 43.5"(H)

Color ● ● ○

Description:

- Stylish ribbed cushion design
- Fixed chrome armrests
- 25" High crown chrome base
- Arm height 25.5" - 32"
- Weight Capacity 275 lbs



B9533C-GY



B9533C-WT



B1560

LEATHER TASK
CHAIR

A B C D

Materials:

LeatherPlus

Dimensions:

27"(W) x 29"(D) x 40.5" - 44"(H)

Color ●

Description:

- Mid-back styling with extra large seat and back cushions
- 27" Nylon base
- Arm height 26" - 29.5" (B1562)
- Arm height 27.5" - 33.5" (B1563)
- Weight Capacity 275 lbs



B1562

Loop Arms



B1563

Adjustable Arms

A B C D K





B3036-BK

Adjustable Arms

A B F I K



B3037-BK

Loop Arms



B3035-BK

MULTI-FUNCTION FABRIC TASK CHAIR

A B F I

Materials:

Crepe Fabric

Dimensions:

27"(W) x 27"(D) x 35.5" - 43.5"(H)

Description:

- Multi-function 3 paddle mechanism
- 27" Nylon base
- Arm height 25.5" - 32" (B3036-BK)
- Arm height 25.5" - 29" (B3037-BK)
- Weight Capacity 275 lbs

Color ●



B306 **A B J K L**

Adjustable Arms



B307

Loop Arms



B305

POSTURE TASK CHAIR

A B J

Materials:

LeatherPlus

Dimensions:

25"(W) x 25"(D) x 34.5" - 39.5"(H)

Description:

- Thick padded seat and back with built-in lumbar support
- Waterfall seat design for comfort
- 25" Nylon base
- Arm height 24.5" - 32.5" (B306-BK)
- Arm height 26" - 31" (B307-BK)
- Weight Capacity 275 lbs

Color ●

TASK SEATING



B426-BK

RIBBED BACK TASK CHAIR

A B C D

Dimensions:
24.5" (W) x 28.5" (D)
x 39.5" - 42" (H)

Materials:
CaressoftPlus

Color ●

Description:

- Ribbed cushion design
- Durable polyurethane fixed armrests
- 25" Nylon base
- Arm height 26" - 28.5"
- Weight Capacity 275 lbs



B436C-CP

RETRO TASK CHAIR

A B C D

Dimensions:
25" (W) x 26" (D) x 36.5" - 39.5" (H)

Materials:
CaressoftPlus

Color ●

Description:

- Fixed chrome armrests
- 25" Chrome base
- Arm height 25" - 28"
- Weight Capacity 275 lbs



B330-BK | B331-BK

MILLENNIAL MODERN HOME OFFICE CHAIR

A B C D

Dimensions:
25" (W) x 27" (D) 37" - 40" (H)

Materials:
CaressoftPlus

Color ●

Description:

- 25" High crown chrome base
- Fixed chrome armrests (B331-BK)
- Arm height 25" - 28"
- Weight Capacity 275 lbs



B555-LBG

WIDE CRISS CROSS CHAIR

A B C D

NEW
ARRIVAL

Materials:

Wide Corduroy

Dimensions:

26.5"(W) x 28"(D) x 39.5" - 42.5"(H)

Description:

- Beige wide corduroy upholstery
- Wide cushion for sitting criss cross
- 27" Nylon base
- Ships with both casters and glides
- Weight Capacity 275 lbs

Color ●

Glides included



B4035C-BBK | B4035C-BCRM

BUDGET MESH TASK CHAIR

A B C D

Dimensions:

27.5"(W) x 25"(D) x 33.5" - 36.5"(H)

Materials:

Boucle Fabric

Color ● ●

Description:

- Extra thick cushions
- 25" High crown chrome base
- Weight Capacity 275 lbs



B576-GY

BOYLE DESK CHAIR

A B C D

Dimensions:

23.5"(W) x 27"(D) x 32.5" - 35.5"(H)

Materials:

Poly-Linen Weave

Color ●

Description:

- Foam padded seat
- 25" Nylon base
- Weight Capacity 275 lbs

TASK SEATING



B6366AM-BK FLIP ARM TASK CHAIR

**NEW
ARRIVAL**

A B C D

Dimensions:
24.5"(W) x 25.5"(D) x 38"- 41"(H)

Materials:
Antimicrobial Vinyl

Color ●

Description:

- Flip-up armrests
- Adjustable lumbar support
- Deluxe comfort foam cushion
- Spaced seat for easy clean
- 25" Nylon base
- Weight Capacity 275 lbs



B9090-BK | B9090-CS DIAMOND TASK CHAIR

A B J

Dimensions:
25"(W) x 25"(D) x 32"- 40"(H)

Materials:
Crepe Fabric / Antimicrobial Vinyl

Color ●

Description:

- Contoured back and seat
- Extra large cushions
- 25" Nylon base
- Weight Capacity 275 lbs



B9091-BK | B9091-CS DIAMOND TASK CHAIR

A B J K L

Dimensions:
25"(W) x 25"(D) x 32"- 40"(H)

Materials:
Crepe Fabric / Antimicrobial Vinyl

Color ●

Description:

- Contoured back and seat
- Extra large cushions
- 25" Nylon base
- Arm height 24" - 32"
- Weight Capacity 275 lbs

B315-BK | B315-BE | B315-BY | B315-GY

PERFECT POSTURE DELUXE OFFICE TASK CHAIR

Dimensions:

25" (W) x 25" (D) x 35" - 40" (H)

Materials:

Tweed Fabric

Description:

- Thick padded cushions with built-in lumbar support
- Waterfall seat design for comfort
- 25" Nylon base
- Arm height 26" - 34.5" (B316) / 24" - 32" (B317)
- Weight Capacity 275 lbs

Color ● ● ● ●

A B J



B316-BK | B316-BE | B316-BY | B316-GY

ADJUSTABLE ARMS A B J K L



B317-BK | B317-BE | B317-BY | B317-GY

LOOP ARMS A B J



Stool Seating

B245-BK

BE WELL MEDICAL SPA
ADJUSTABLE STOOL

A B

Materials:

Caresoft Antimicrobial Vinyl

Dimensions:

25"(W) x 24"(D) x 20.5" - 26.5"(H)

Description:

- Back cushion with adjustable depth
- 4" Thick durable molded foam seat
- Adjustable seat height with 6" vertical range
- Ergonomic design
- 25" Chrome base
- Weight Capacity 275 lbs

Color ● ● ●



B245-GY



B245-BG

B16245-BK | B16245-GY | B16245-BY

Dimensions: 25"(W) x 25"(D) x 28" - 34"(H) | 20" chrome footring



B240-GY



B240-BG



B240-BK

THE DOT STOOL

A B

Materials:

Caressoft Antimicrobial Vinyl

Dimensions:

25"(W) x 24"(D) x 20.5" - 26.5"(H)

Description:

- 4" thick durable molded foam seat
- Adjustable seat height with 6" vertical range
- 25" Chrome base
- Weight Capacity 275 lbs

Color ● ● ●

B16240-BK

THE DOT STOOL

A B

Dimensions:

25"(W) x 25"(D) x 28" - 34"(H)

Materials:

Caressoft Antimicrobial Vinyl

Color ● ● ●

Description:

- 4" thick durable molded foam seat
- Adjustable seat height with 6" vertical range
- 20" chrome footring
- 25" Chrome base
- Weight Capacity 275 lbs

B16240-GY



B16240-BG



STOOLS SEATING



B210V-BK

THE DOT STOOL

A B

Dimensions:

25"(W) x 25"(D) x 18" - 23"(H)

Materials:

Antimicrobial Vinyl

Color ●

Description:

- Molded foam seat cushion
- Adjustable seat height with 6" vertical range
- 25" Nylon base
- Weight Capacity 275 lbs



B229-BK

CHROME STOOL

A B J K L

Dimensions:

16.5"(W) x 16.5"(D) x 29"(H)

Materials:

PVC Vinyl

Color ●

Description:

- 4 Leg chrome finished tubular steel frame
- Molded foam seat cushion
- Chrome footring for added support
- Weight Capacity 275 lbs

B16215

MESH DRAFTING STOOL

A B

Materials:

Mesh Fabric

Dimensions:

25"(W) x 25"(D) x 42" - 45.5"(H)

Color ●

Description:

- Breathable mesh open mid back styling
- Solid metal back frame with ballistic nylon wrap
- 25" Nylon base and 20" chrome footring
- Arm height 33.5" - 40.5" (B16216)
- Arm height 33.5" - 37" (B16217)
- Weight Capacity 275 lbs



B16216

Adjustable Arms

A B K L



B16217

Loop Arms



B1615-BK | B1615-BE | B1615-BY | B1615-GY

PERFECT POSTURE DELUXE OFFICE TASK CHAIR

Dimensions:

25"(W) x 25"(D) x 44.5" - 49.5"(H)

Materials:

Tweed Fabric

Description:

- Thick padded cushions with built-in lumbar support
- Waterfall seat design for comfort
- 25" Nylon base and 20" chrome footring
- Arm height 33.5" - 42" (B1616) / 34" - 39" (B1617)
- Weight Capacity 275 lbs

Color 

A B



B1616-BK | B1616-BE | B1616-BY | B1616-GY

ADJUSTABLE ARMS **A B K L**



B1617-BK | B1617-BE | B1617-BY | B1617-GY

LOOP ARMS **A B**



STOOLS SEATING

B1635-BK

MULTI-FUNCTION
DRAFTING STOOL

A B F I

Materials:
Crepe Fabric

Dimensions:
27"(W) x 35.5"(D) x 43.5" - 48"(H)

Color ●

Description:

- 20" Chrome footring
- 27" Nylon base
- Arm height 33.5" - 40" (B1636-BK)
- Arm height 33.5" - 37" (B1637-BK)
- Weight Capacity 275 lbs
- [Optional glides \(TU021\)](#)



B1636-BK

Adjustable Arms

A B F I K L



B1637-BK

Loop Arms



B1645

MULTI-FUNCTION
DRAFTING STOOL

A B F I

Materials:
LeatherPlus

Dimensions:
27"(W) x 35.5"(D) x 43.5" - 48"(H)

Color ●

Description:

- 20" Chrome footring
- 27" Nylon base
- Arm height 33.5" - 40" (B1646)
- Arm height 33.5" - 37" (B1647)
- Weight Capacity 275 lbs
- [Optional glides \(TU021\)](#)



B1646

Adjustable Arms

A B F I K L



B1647

Loop Arms





B1690-BK | B1691-BK

STAND UP DRAFTING STOOL

A B J | **A B J K L** (B1691-BK)

Dimensions:
27"(W) x 27"(D) x 38"- 41"(H)

Materials:
Crepe Fabric

Color ●

Description:

- Contoured back and seat for added comfort
- 20" Chrome footring
- 27" Nylon base
- Adjustable arms (B1691-BK)
- Arm height 33.5" - 41.5"
- Weight Capacity 275 lbs
- [Optional glides \(TU021\)](#)



B1690-CS | B1691-CS

STAND UP DRAFTING STOOL

A B J | **A B J K L** (B1691-CS)

Dimensions:
25"(W) x 25"(D) x 41.5" - 49.5"(H)

Materials:
Antimicrobial Vinyl

Color ●

Description:

- Contoured back and seat for added comfort
- 20" Chrome footring
- 27" Nylon base
- Adjustable arms (B1691-CS)
- Arm height 33.5" - 41.5"
- Weight Capacity 275 lbs
- [Optional glides \(TU021\)](#)



B1680-BK | B1681-BK

HEAVY DUTY DRAFTING STOOL 300LB

A B | **A B K** (B1681-BK)

Dimensions:
27"(W) x 27"(D) x 43" - 46.5"(H)

Materials:
CaressoftPlus

Color ●

Description:

- Extra large seat and back cushion
- 20" Footring
- 25" Nylon base
- Arm height 31.5" - 38.5"
- Weight Capacity 300 lbs

STOOLS SEATING



B1676WT-GY

FLIP ARM MESH BACK DRAFTING STOOL

A B

Dimensions:

23"(W) x 24"(D) x 41.5" - 46"(H)

Materials:

Mesh Fabric / TV Fabric

Color 

Description:

- Breathable linear mesh back and padded soft-touch fabric
- Ergonomic design for comfort
- Adjustable flip arms
- 25" White nylon base and 20" footring
- Arm height 18" - 23"
- Weight Capacity 275 lbs



B16376GY-GY

CONTEMPORARY GRAY DRAFTING STOOL

A B

Dimensions:

22.5"(W) x 26"(D) x 45.5" - 49.5"(H)

Materials:

Mesh / TV Fabric

Color 

Description:

- Breathable linear horizontal mesh back
- Soft-touch high-density foam seat
- 25" Gray nylon base and 20" footring
- Arm height 33.5" - 37.5"
- Weight Capacity 275 lbs



B16020 | B16021

MESH BACK DRAFTING STOOL

A B K

Dimensions:

27"(W) x 27"(D) x 46" - 49"(H)

Materials:

Mesh Fabric

Color 

Description:

- Breathable mesh seat and back
- Height adjustable arms (B16021)
- Contoured 4" high density foam cushion
- 27" Nylon base and 20" chrome footring
- Arm height 32" - 39"
- Weight Capacity 275 lbs



B16605 | B16606

COMMERCIAL GRADE MESH BACK STOOL

A B

Dimensions:

24.5"(W) x 25.5"(D) 43" - 48"(H)

Materials:

Mesh Fabric

Color 

Description:

- Breathable linear mesh back and commercial grade contoured cushion
- 25" Nylon base and 20" chrome footring
- Arm height 35.5" (B16606)
- Weight Capacity 275 lbs



B16223-BK

FLIP ARM MESH BACK DRAFTING STOOL

A B

Dimensions:

25"(W) x 25.5"(D) x 44.5" - 47.5"(H)

Materials:

Mesh Fabric / Antimicrobial Vinyl

Color ●

Description:

- Breathable mesh back
- Built-in lumbar support
- Flip up armrests
- 25" Nylon base and 20" chrome footring
- Arm height 32.5" - 35.5"
- Weight Capacity 275 lbs



B16366BK-BK | B16366WT-GY

FLIP ARM MESH BACK DRAFTING STOOL

A B

Dimensions:

24.5"(W) x 25.5"(D) x 46.5" - 47"(H)

Materials:

Mesh / TV Fabric

Color ● ○

Description:

- Breathable linear mesh back
- Soft-touch foam padded seat
- Flip up armrests
- 25" Nylon base and 20" metal footring
- Arm height 34.5" - 37.5"
- Weight Capacity 275 lbs



B169503-CS

CONTEMPORARY COUNTER STOOL

Dimensions:

24"(W) x 22"(D) x 42"(H)

Materials:

Caressoft Vinyl

Color ●

Description:

- Bar height stool
- Breathable linear mesh back
- 4 Leg tubular steel frame
- Arm height 35.5"
- Weight Capacity 275lbs

Guest Seating

B619

BOX ARM CHAIR

Materials:

CaressoftPlus with Mahogany legs

Dimensions:

26" (W) x 27" (D) x 35.5" (H)

Description:

- Mid-back box arm styling
- Easy cleaning
- Arm height 25.5"
- Weight Capacity 275 lbs

Color ● ●



B639-BK

Materials:

CaressoftPlus with black legs



B659-MG

Materials:

Commercial Linen with black legs

B529QBK-BK | B529BK-BK | B529DW-SG

Dimensions: 25.5" (W) x 29" (D) x 28" (H) | Extra large padded seat for extra comfort | Color ● ●



- Quilted CaressoftPlus
- Black wood legs



- CaressoftPlus
- Black wood legs



- Commercial Grade Linen
- Drifwood finished legs



N6CT-M



N6ST-M

B629M

MID BACK BOX ARM CHAIR

Dimensions:

24.5"(W) x 25"(D) x 35"(H)

Materials:

Caressoft Vinyl

Color ●

Description:

- Mahogany wood finished legs
- Arm height 25"
- Weight Capacity 275 lbs
- [Optional connecting tables \(N6CT-M / N6ST-M\)](#)
SOLD SEPARATELY



B9580BK-BK | B9580DW-SG

NTR (NO TOOLS REQUIRED) GUEST CHAIR

Dimensions:

23"(W) x 27"(D) x 34"(H)

Materials:

Antimicrobial Vinyl (B9580BK)

Commercial Linen (B9580DW)

Color ● ●

Description:

- No Tools Required for assembly
- Thick padded back and seat
- Black wood finished frame (B9580BK)
- Driftwood finished frame (B9580DW)
- Arm height 26.5"
- Weight Capacity 275 lbs



B489C-GR

GRANITE LINEN GUEST CHAIR

Dimensions:

22.5"(W) x 24.5"(D) x 32"(H)

Materials:

Linen Fabric

Color ●

Description:

- 4 Tubular chrome chair base
- Breathable semi-open back cushion for added comfort
- Fixed arm design
- Weight Capacity 275 lbs



B579-GY

BOYLE GUEST CHAIR

Dimensions:

24"(W) x 25"(D) x 31.5"(H)

Materials:

Poly-Linen Weave

Color ●

Description:

- Soft touch fabric
- Foam padded seat
- Grey wood tone steel legs
- Weight Capacity 275 lbs



BR8001AM-BK

ANTIMICROBIAL LOUNGE CHAIR

Materials:
Antimicrobial Vinyl

Dimensions:
32.5"(W) x 30.5"(D) x 31"(H)

Description:

- Clean line design and fixed box arms
- Thick cushion
- Powder coated nickel finished legs
- Legs are equipped with levelers for stability
- Weight Capacity 275 lbs

Color ●



B8999-C | B8999-M

MID BACK WOOD FINISHED CHAIR

Materials:
CaressoftPlus Vinyl

Dimensions:
26"(W) x 23"(D) x 39"(H)

Description:

- Dacron filled top cushions with perforated centers
- Cherry wood finish (B8999-C)
- Mahogany wood finish (B8999-M)
- Arm height 26.5"
- Weight Capacity 275lbs

Color ● ●



B9570-BK

MAHOGANY FRAME CHAIR

Materials:
Task Fabric

Dimensions:
24"(W) x 25"(D) x 34"(H)

Description:

- Molded wood frame with mahogany finish
- Extra thick seat and back cushion for greater comfort
- Arm height 25"
- Weight Capacity 275 lbs

Color ●

B809-BK | B809-BY

WINGBACK TRADITIONAL CHAIR

Dimensions:
29"(W) x 32"(D) x 41.5"(H)

Materials:
Caressoft Vinyl
Oxblood Vinyl

Color ● ●

Description:

- Classic traditional button tufted design
- Hand applied brass nail head trim
- Mahogany wood finished legs
- Arm height 25"
- Weight Capacity 275 lbs



B959-BK | B959-BY

PILLOW TOP HIGH BACK CHAIR

Materials: Caressoft or Oxblood Vinyl

Dimensions: 24.5"(W) x 27"(D) x 35.5"(H)

Description:

- Classic traditional button tufted design
- Hand applied brass nail head trim
- Mahogany wood finish
- Arm height 25"
- Weight Capacity 275 lbs

Color ● ●



B689

MID BACK CHAIR

Dimensions:
26"(W) x 25.5"(D) x 35.5"(H)

Materials:
LeatherPlus

Color ●

Description:

- Black steel legs and arms
- Arm height 26"
- Weight Capacity 275 lbs

GUEST SEATING

B9501-CS

DIAMOND
STACKING CHAIR

Materials:
Caressoft Vinyl

Dimensions:
23.5"(W) x 23"(D) x 30.5"(H)

Color ●

Description:

- Powder coated steel frame
- Molded arm caps
- Waterfall seat design for comfort
- Stackable up to 4 chairs high
- Arm height 25.5"
- Weight Capacity 275 lbs



B9503-CS

Square back



B9505-CS

Armless



B9501-BK

Materials:
Crepe Fabric



B9503-BK

Square back



B7509

EXECUTIVE MID BACK CHAIR

Dimensions:
23.5"(W) x 24"(D) x 34.5"(H)

Materials:
LeatherPlus

Color ●

Description:

- Padded armrests
- Black steel legs
- Arm height 26"
- Weight Capacity 275 lbs

B6909-CS

STACKABLE MESH CHAIR

Dimensions:

24"(W) x 24"(D) x 33"(H)

Materials:

Caressoft Vinyl
Mesh Fabric

Color ● ●

Description:

- Waterfall seat design
- Breathable linear mesh back
- Powder coated tubular steel frames
- Stackable up to 4 and patented modern design
- Arm height 25.5"
- Weight Capacity 275 lbs



B6909-BK

Mesh seat



B6909-GY

Mesh seat



B6919

Armless with Mesh seat



B6909R-CS

STACKABLE MESH CHAIR

Dimensions:

24"(W) x 24"(D) x 33"(H)

Materials:

Caressoft Vinyl

Color ●

Description:

- Breathable linear mesh back
- Tubular steel legs with casters
- Stackable up to 4 high
- Arm height 25.5"
- Weight Capacity 275 lbs



B1806P-BK

MESH TRAINING CHAIR - (SET OF 2)

Dimensions:

23.5"(W) x 23"(D) x 33.5"(H)

Materials:

Mesh / CaressoftPlus Vinyl

Color ●

Description:

- Sold in carton of 2
- Pewter finished sturdy metal frame
- Folding seat allows chairs to nest together for storage
- Arm height 26.5"
- Weight Capacity 275 lbs

GUEST SEATING



B9479-BK | B9479-GY

MID BACK EXECUTIVE CHAIR

Dimensions:
23.5"(W) x 23"(D) x 30.5"(H)

Materials:
CaressoftPlus Vinyl

Color ● ●

Description:

- Metal chrome plate armrests topped with arm pads
- Chrome cantilever base
- Arm height 27"
- Weight Capacity 275 lbs



B6889-BK

MESH CHAIR

Dimensions:
24"(W) x 24"(D) x 35.5"(H)

Materials:
Mesh Fabric

Color ●

B6889R-BK

MESH W/ CASTERS

Dimensions:
24"(W) x 23"(D) x 35.5"(H)

Description:

- Pivoting linear mesh back design
- Breathable linear mesh back
- Tubular steel legs with casters
- Waterfall seat design for comfort
- Arm height 25.5" | 26" (B6889-BK)
- Weight Capacity 275 lbs
- [Seat cover compatible \(Excludes B6COV21 / B6COV22\)](#)



B9503R-CS

SQUARE BACK DIAMOND STACKING CHAIR

Dimensions:
24"(W) x 22.5"(D) x 31.5"(H)

Materials:
Antimicrobial Vinyl

Color ●

Description:

- Tubular steel legs with casters
- Waterfall seat design for comfort
- Stackable up to 4 high
- Weight Capacity 275 lbs



B9536-BK-2 | B9536-GY-2

CHROME SIDE CHAIR - (SET OF 2)

A B

Dimensions:
23"(W) x 24.5"(D) x 37.5"(H)

Materials:
CaressoftPlus Vinyl

Color ● ●

Description:

- Sold in set of 2
- Padded armrests
- Sturdy chrome cantilever base
- Arm height 27.5"
- Weight Capacity 275 lbs



B6409 | B6419-CG

MESH BACK CHAIR

A B

Dimensions:
24"(W) x 24"(D) x 33"(H)

Materials:
Mesh Fabric (B6419-CG)
Mesh Fabric / LeatherPlus

Color ● ●

Description:

- Waterfall seat design
- Powder coated tubular steel frame
- Patented contemporary design
- Arm height 27"
- Weight Capacity 275 lbs



B1400-BK

STACK CHAIR - AVAILABLE IN PACKS OF 2, 4, OR 5 UNITS

Dimensions:
24"(W) x 25"(D) x 31.5"(H)

Materials:
Polypropylene

Color ●

Description:

- Chrome frame and wall saver design
- Fully assembled stackable up to 5 high
- Weight Capacity 275 lbs
- [Optional Dolly \(D100\) - stackable up to 16 high - SOLD SEPARATELY](#)

GUEST SEATING



B7909

MID BACK CHAIR

Dimensions:
27"(W) x 27"(D) x 40"(H)

Materials:
CaressoftPlus

Color ●

Description:

- Integrated lumbar support
- Padded armrests
- Cantilever sled base
- Arm height 27"
- Weight Capacity 275 lbs



B7309

MID BACK CHAIR

Dimensions:
27"(W) x 28.5"(D) x 38"(H)

Materials:
LeatherPlus

Color ●

Description:

- Ergonomic lumbar support
- Extra thick seat and back cushion
- Durable polypropylene armrests
- Cantilever sled base
- Arm height 25.5"
- Weight Capacity 275 lbs



B8109

EXECUTIVE BUDGET CHAIR

Dimensions:
27"(W) x 27"(D) x 40"(H)

Materials:
LeatherPlus

Color ●

Description:

- Ergonomic lumbar support
- Polypropylene armrests
- Cantilever sled base
- Arm height 26"
- Weight Capacity 275 lbs



B8309-BK

MID BACK CHAIR

Dimensions:
25.5"(W) x 26"(D) x 41"(H)

Materials:
Crepe Fabric

Color ●

Description:

- Ergonomic lumbar support
- Polypropylene armrests
- Cantilever sled base
- Arm height 26"
- Weight Capacity 275 lbs

B9519

SLED BASE SIDE CHAIR

Materials:
LeatherPlus

Dimensions:
23"(W) x 24.5"(D) x 34.5"(H)

Color ●

Description:

- Polished tubular steel frame coated with black scratch resistant finish
- Thick contoured seat and back cushions for added comfort and support
- Moves smoothly over hard surface and plush carpet
- Arm height 25.5"
- Weight Capacity 275 lbs



B9529

Arms without padding



B9529-BG



B9529-GY

B9539

Armless



B9521-BK

FABRIC GUEST CHAIR

Materials:
Contract Fabric

Dimensions:
23"(W) x 24.5"(D) x 34.5"(H)

Color ● ● ●

Description:

- Polished tubular steel frame coated with black scratch resistant finish
- Thick contoured seat and back cushions for added comfort and support
- Curved arms clear front edges when pulled up to table
- Arm height 26.5"
- Weight Capacity 275 lbs
- [Optional glides \(TU021\)](#)



B9521-BE



B9521-GY





Casegoods

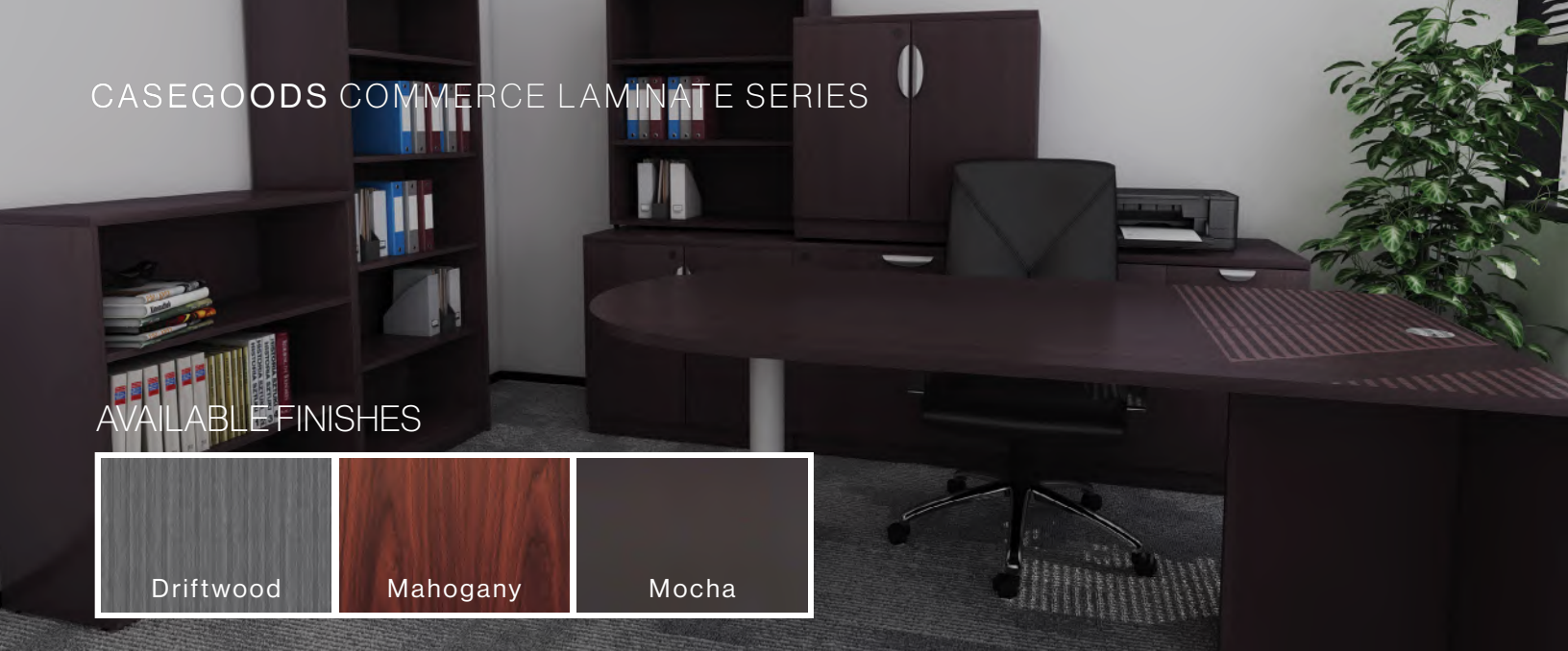
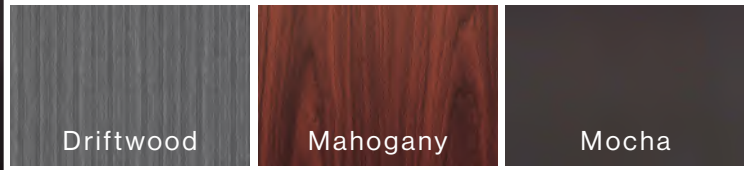
Commerce Laminate Series

- Thermal Fused Melamine
- 2-3 MM PVC Edge Banding
- 150 lbs Suspension on pedestals
- 3" Round grommets on all work surfaces
- Full modesty panel on all desks, bridges, and credenzas
- Side and corner interchangeable locks on pedestals
- File drawers accommodate either letter or legal filing
- Free standing units equipped with leveling glides



CASEGOODS COMMERCE LAMINATE SERIES

AVAILABLE FINISHES



RECTANGULAR DESK SHELLS

MODEL	SIZE (INCHES)
N101	71"(W) x 36"(D) x 29.5"(H)
N102	66"(W) x 30"(D) x 29.5"(H)
N103	60"(W) x 30"(D) x 29.5"(H)
N104	48"(W) x 24"(D) x 29.5"(H)



BOW FRONT DESK SHELLS

MODEL	SIZE (INCHES)
N189	71"(W) x 36/41"(D) x 29.5"(H)



BULLET DESK SHELLS

MODEL	SIZE (INCHES)
N147	71"(W) x 35.5"(D) x 29.5"(H)




CREDENZA

MODEL	SIZE (INCHES)
N143	71"(W) x 24"(D) x 29.5"(H)
N111	66"(W) x 24"(D) x 29.5"(H)



AVAILABLE FINISHES



RETURN (REVERSIBLE)

MODEL	SIZE (INCHES)
N145	48"(W) x 24"(D) x 29.5"(H)
N191	42"(W) x 20"(D) x 29.5"(H)
N192	36"(W) x 24"(D) x 29.5"(H)
N196	42"(W) x 24"(D) x 29.5"(H)



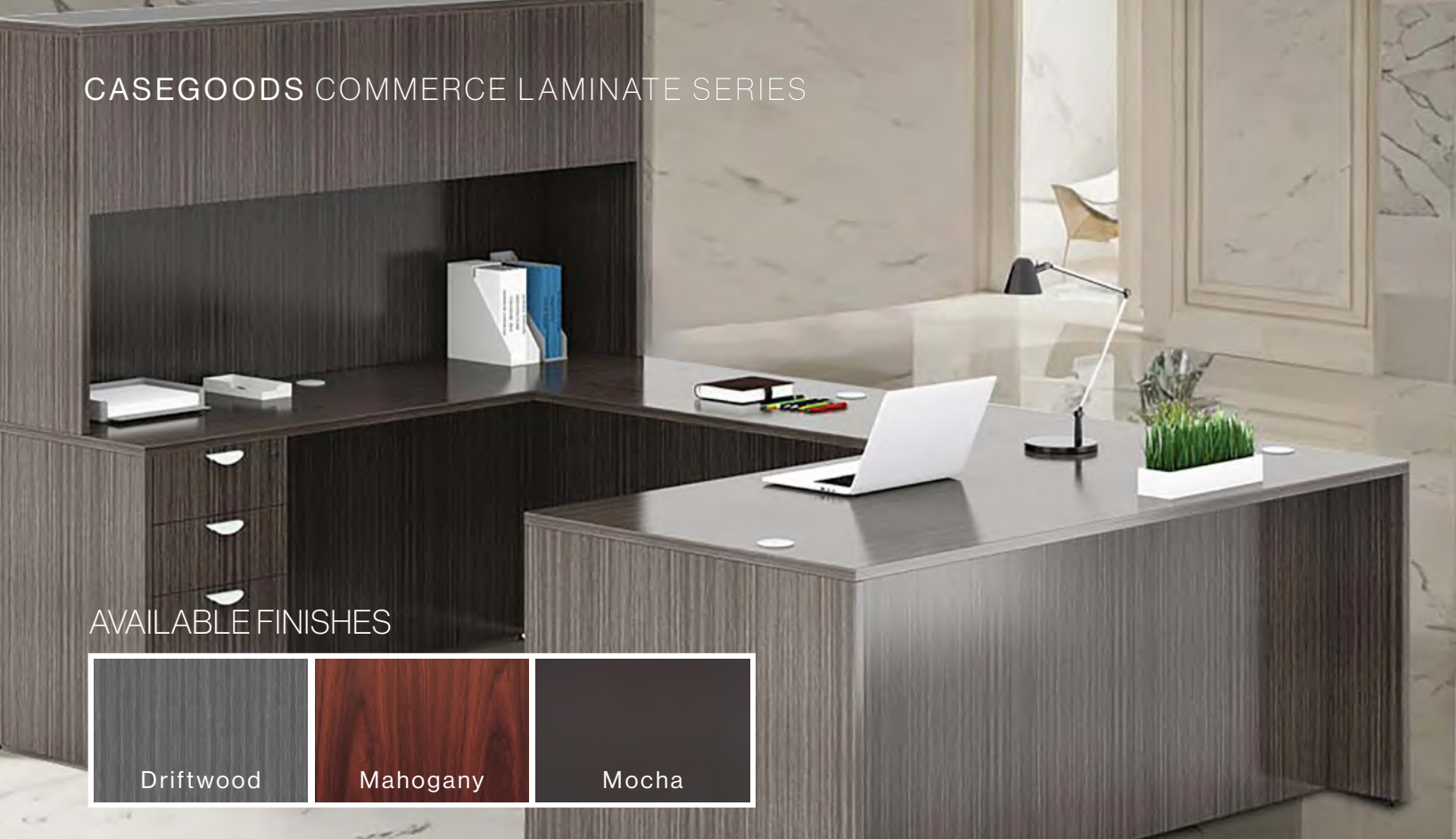
BRIDGE (REVERSIBLE)

MODEL	SIZE (INCHES)
N170	48"(W) x 24"(D) x 29.5"(H)
N197	42"(W) x 24"(D) x 29.5"(H)


BOOKCASE

	TYPE	MODEL	SIZE (INCHES)
	3-Shelf Bookcase	N153	31"(W) x 14"(D) x 37.33"(H)
	5-Shelf Bookcase	N158	31"(W) x 14"(D) x 65.5"(H)

CASEGOODS COMMERCE LAMINATE SERIES



AVAILABLE FINISHES



HUTCH


	TYPE	MODEL	SIZE (INCHES)
	4 Door	N140	65" (W) x 15" (D) x 36" (H)
		N144	71" (W) x 15" (D) x 36" (H)
	2 Door	N339	48" (W) x 12" (D) x 36" (H)

DRAWERS (Also available in Black)

	TYPE	MODEL	SIZE (INCHES)
	Center Drawer	N185	23.6" (W) x 7.8" (D) x 2.75" (H)
	Keyboard Tray	N200	23.6" (W) x 14" (D) x 1.2" (H)



AVAILABLE FINISHES



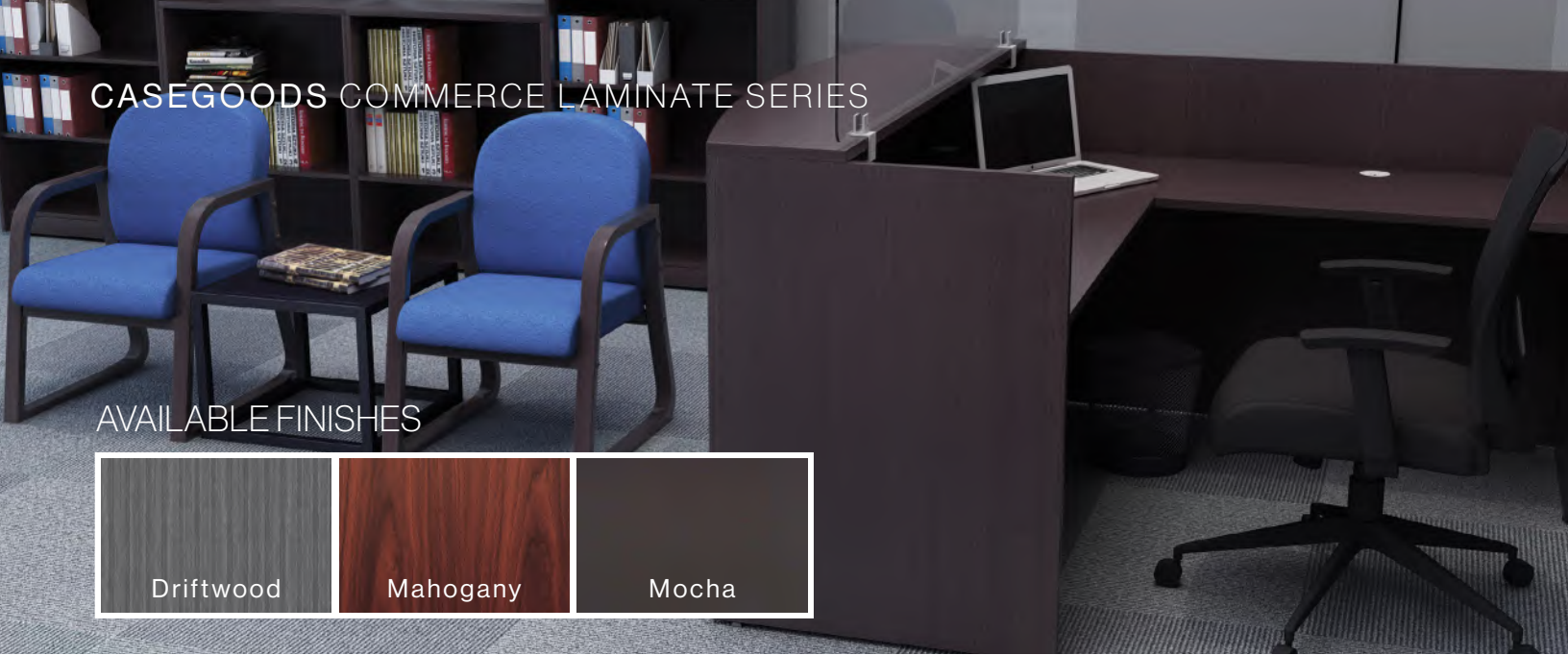
PEDESTAL

	TYPE	MODEL	SIZE (INCHES)
	3/4 Hanging Pedestal B/F	N108	16" (W) x 18" (D) x 19" (H)
	Mobile Pedestal F/F	N149	16" (W) x 22" (D) x 29.5" (H)
	Pedestal B/B/F	N166	16" (W) x 22" (D) x 28.5" (H)
	Pedestal F/F	N176	16" (W) x 22" (D) x 28.5" (H)


CABINETS

	TYPE	MODEL	SIZE (INCHES)
	2 Drawer Lateral File	N112	31" (W) x 22" (D) x 29.5" (H)
	Storage Cabinet	N113	31" (W) x 22" (D) x 29.5" (H)
	Combo Lateral File	N114	31" (W) x 22" (D) x 29.5" (H)

CASEGOODS COMMERCE LAMINATE SERIES



AVAILABLE FINISHES



RECEPTION EDITION

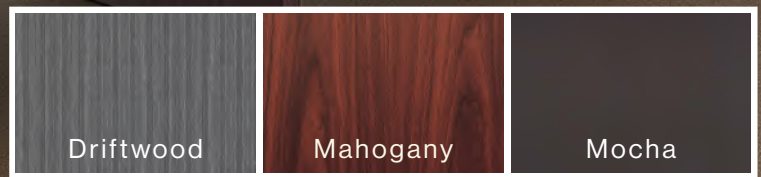
	TYPE	MODEL	SIZE (INCHES)
	Reception Desk	N168	48" (W) x 25.6" (D) x 41.5" (H) <i>(Work surface 20" deep)</i>
		N169	71" (W) x 30/36" (D) x 41.5" (H)
	Reversible Reception Return	N180	42" (W) x 24" (D) x 40" (H)
	Plexiglass Reception Desk <i>(Driftwood)</i>	N369G-DW	71" (W) x 36" (D) x 41.5" (H)





Featured Product
Model N137

AVAILABLE FINISHES



RACETRACK CONFERENCE TABLE



MODEL	SIZE (INCHES)
N135	71"(W) x 35"(D) x 29.5"(H)
N136	95"(W) x 43"(D) x 29.5"(H)
N137	120"(W) x 48"(D) x 29.5"(H)

- Pneumatic gas lift height adjustable
- Locking casters
- **ONLY available in Mahogany**



ROUND MOBILE TABLE

MODEL	SIZE (INCHES)
N30	32"(D) x 25" - 34.5"(H)



ROUND CONFERENCE TABLE
CHAIR SOLD SEPARATELY (Model: B9505)

MODEL	SIZE (INCHES)
N123	47"(D) x 29.5"(H)
N127	42"(D) x 29.5"(H)

PRODUCT ICON INDEX

OVERSIZE

Ships Oversized



Ships LTL



Ships UPS/FEDEX Ground



MAS Green Certified

ITEM	PAGE	ITEM	PAGE	ITEM	PAGE	ITEM	PAGE	ITEM	PAGE	ITEM	PAGE	ITEM	PAGE
B10101-BK	06	B10101-GY	06	B1400-BK	49	B1560	28	B1562	28	B1563	28	B16020	40



ITEM	PAGE	ITEM	PAGE	ITEM	PAGE	ITEM	PAGE	ITEM	PAGE	ITEM	PAGE	ITEM	PAGE
B161021	40	B1615-BK	37	B1615-BE	37	B1615-BY	37	B1615-GY	37	B1616-BK	37	B1616-BE	37



ITEM	PAGE	ITEM	PAGE	ITEM	PAGE	ITEM	PAGE	ITEM	PAGE	ITEM	PAGE	ITEM	PAGE
B1616-BY	37	B1616-GY	37	B1617-BK	37	B1617-BE	37	B1617-BY	37	B1617-GY	37	B16215	36



ITEM	PAGE	ITEM	PAGE	ITEM	PAGE	ITEM	PAGE	ITEM	PAGE	ITEM	PAGE	ITEM	PAGE
B16216	36	B16217	36	B16223-BK	41	B16240-BK	35	B16240-BG	35	B16240-GY	35	B16245-BK	34



ITEM	PAGE	ITEM	PAGE	ITEM	PAGE	ITEM	PAGE	ITEM	PAGE	ITEM	PAGE	ITEM	PAGE
B16245-BG	34	B16245-GY	34	B1635-BK	38	B1636-BK	38	B16366-BK-BK	41	B16366-WT-GY	41	B1637-BK	38



ITEM	PAGE	ITEM	PAGE	ITEM	PAGE	ITEM	PAGE	ITEM	PAGE	ITEM	PAGE	ITEM	PAGE
B16376GY-GY	40	B1645	38	B1646	38	B1647	38	B16605	40	B16606	40	B1676WT-GY	40

ITEM	PAGE	ITEM	PAGE	ITEM	PAGE	ITEM	PAGE	ITEM	PAGE	ITEM	PAGE	ITEM	PAGE
B1680-BK	39	B1681-BK	39	B1690-BK	39	B1690-CS	39	B1691-BK	39	B1691-CS	39	B169503-CS	41




ITEM	PAGE	ITEM	PAGE	ITEM	PAGE	ITEM	PAGE	ITEM	PAGE	ITEM	PAGE	ITEM	PAGE
B1806P-BK	47	B210V-BK	36	B229-BK	36	B240-BK	35	B240-BG	35	B240-GY	35	B245-BK	34











































































































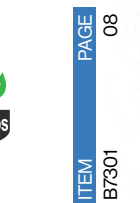


















ITEM	PAGE	ITEM	PAGE	ITEM	PAGE	ITEM	PAGE	ITEM	PAGE	ITEM	PAGE	ITEM	PAGE
B245-BG	34	B245-GY	34	B3035-BK	29	B3036-BK	29	B3037-BK	29	B305	29	B306	29

ITEM	PAGE	ITEM	PAGE	ITEM	PAGE	ITEM	PAGE	ITEM	PAGE	ITEM	PAGE	ITEM	PAGE
B307	29	B315-BK	33	B315-BE	33	B315-BY	33	B315-GY	33	B316-BK	33	B316-BE	33




















PRODUCT ICON INDEX




ITEM	PAGE	ITEM	PAGE	ITEM	PAGE	ITEM	PAGE	ITEM	PAGE	ITEM	PAGE	ITEM	PAGE
B317-GY	33	B330-BK	30	B331-BK	30	B4035C-BBK	31	B4035C-BCRM	31	B426-BK	30	B436C-CP	30
													
ITEM	PAGE	ITEM	PAGE	ITEM	PAGE	ITEM	PAGE	ITEM	PAGE	ITEM	PAGE	ITEM	PAGE
B489C-GR	43	B529BK-BK	42	B529DW-SG	42	B529QBK-BK	42	B555-LBG	31	B576-GY	31	B579-GY	43
													
ITEM	PAGE	ITEM	PAGE	ITEM	PAGE	ITEM	PAGE	ITEM	PAGE	ITEM	PAGE	ITEM	PAGE
B580	25	B601-BK	17	B6022	23	B6023	23	B6036-HR	24	B6044	24	B6044AM-BK	24
													
ITEM	PAGE	ITEM	PAGE	ITEM	PAGE	ITEM	PAGE	ITEM	PAGE	ITEM	PAGE	ITEM	PAGE
B605	25	B606	25	B6105	26	B6106	26	B6115C-CS	26	B6116C-CS	26	B619	42
													
ITEM	PAGE	ITEM	PAGE	ITEM	PAGE	ITEM	PAGE	ITEM	PAGE	ITEM	PAGE	ITEM	PAGE
B6215	23	B6216	23	B6217	23	B6223-BK	22	B629M	43	B6338	22	B6338-HR	22
													
ITEM	PAGE	ITEM	PAGE	ITEM	PAGE	ITEM	PAGE	ITEM	PAGE	ITEM	PAGE	ITEM	PAGE
B6366AM-BK	32	B6366BK-BK	25	B6366WT-GY	25	B6376GY-GY	24	B639-BK	42				
													


ITEM	PAGE	ITEM	PAGE	ITEM	PAGE	ITEM	PAGE	ITEM	PAGE	ITEM	PAGE	ITEM	PAGE
B6406	21	B6409	49	B6416-CG	21	B6419-CG	49	B6456-BK	21	B6508	22	B6566-BK	20
													
													
ITEM	PAGE	ITEM	PAGE	ITEM	PAGE	ITEM	PAGE	ITEM	PAGE	ITEM	PAGE	ITEM	PAGE
B6566GY-BK	20	B6566AL-BK	20	B6566AM-BK	20	B6568-BK	25	B659-MG	42	B6706-BK	26	B6716-BK	26
													
													
ITEM	PAGE	ITEM	PAGE	ITEM	PAGE	ITEM	PAGE	ITEM	PAGE	ITEM	PAGE	ITEM	PAGE
B6756-BK	21	B676WT-GY	23	B6776-BK	22	B686	11	B6889-BK	48	B6889R-BK	48	B689	45
													
													
ITEM	PAGE	ITEM	PAGE	ITEM	PAGE	ITEM	PAGE	ITEM	PAGE	ITEM	PAGE	ITEM	PAGE
B6909-BK	47	B6909-GY	47	B6909-CS	47	B6909R-CS	47	B6919	47	B696C-BK	11	B696C-GY	11
													
													
ITEM	PAGE	ITEM	PAGE	ITEM	PAGE	ITEM	PAGE	ITEM	PAGE	ITEM	PAGE	ITEM	PAGE
B696CRB-CML	09	B696CRB-GY	09	B699-BK	18	B6COV (7 colors)	67	B6COV21	67	B6COV22	67	B709	16
													
													
ITEM	PAGE	ITEM	PAGE	ITEM	PAGE	ITEM	PAGE	ITEM	PAGE	ITEM	PAGE	ITEM	PAGE
B730-BK	09	B7301	08	B7306	08	B7309	50	B7501	08				
													
													















PRODUCT ICON INDEX

ITEM	PAGE	ITEM	PAGE	ITEM	PAGE	ITEM	PAGE	ITEM	PAGE	ITEM	PAGE	ITEM	PAGE
B7509	46	B7601	07	B7901	06	B7906	06	B7909	50	B800-BK	14	B800-BY	14
													
ITEM	PAGE	ITEM	PAGE	ITEM	PAGE	ITEM	PAGE	ITEM	PAGE	ITEM	PAGE	ITEM	PAGE
B809-BK	45	B809-BY	45	B8106	11	B8109	50	B8306-BK	11	B8309-BK	50	B8401	08
													
ITEM	PAGE	ITEM	PAGE	ITEM	PAGE	ITEM	PAGE	ITEM	PAGE	ITEM	PAGE	ITEM	PAGE
B8551-BK	06	B8601	07	B8661	06	B8871-BK	04	B8871-BKGY	04	B8871-GY	04	B8871P-BB	04
													
ITEM	PAGE	ITEM	PAGE	ITEM	PAGE	ITEM	PAGE	ITEM	PAGE	ITEM	PAGE	ITEM	PAGE
B8886AL-AMBK	05	B8991-C	05	B8991-GY	05	B8991-M	05	B8999-C	44	B8999-M	44	B905-BK	14
													
ITEM	PAGE	ITEM	PAGE	ITEM	PAGE	ITEM	PAGE	ITEM	PAGE	ITEM	PAGE	ITEM	PAGE
B905-BY	14	B905DW-CMP	12	B905DW-NV	12	B905DW-SG	12	B9090-BK	32	B9090-CS	32	B9091-BK	32
													
ITEM	PAGE	ITEM	PAGE	ITEM	PAGE	ITEM	PAGE	ITEM	PAGE	ITEM	PAGE	ITEM	PAGE
B9091-CS	32	B909JARM	67	B9331	07	B9471-BK	10	B9471-GY	10				
													

ITEM	PAGE	ITEM	PAGE	ITEM	PAGE	ITEM	PAGE	ITEM	PAGE	ITEM	PAGE	ITEM	PAGE
B9471-WT	10	B9476-BK	10	B9476-GY	10	B9476-WT	10	B9479-BK	48	B9479-GY	48	B9501-BK	46
													
													

ITEM	PAGE	ITEM	PAGE	ITEM	PAGE	ITEM	PAGE	ITEM	PAGE	ITEM	PAGE	ITEM	PAGE
B9501-CS	46	B9503-BK	46	B9503-CS	46	B9503R-CS	48	B9505-CS	46	B9519	51	B9521-BK	51
													
													

ITEM	PAGE	ITEM	PAGE	ITEM	PAGE	ITEM	PAGE	ITEM	PAGE	ITEM	PAGE	ITEM	PAGE
B9521-BE	51	B9521-GY	51	B9529	51	B9529-BG	51	B9529-GY	51	B9533C-BK	28	B9533C-GY	28
													
													

ITEM	PAGE	ITEM	PAGE	ITEM	PAGE	ITEM	PAGE	ITEM	PAGE	ITEM	PAGE	ITEM	PAGE
B9533C-WT	28	B9534C-BK	27	B8422C-BN	27	B8422C-CML	27	B9536-BK-2	49	B9536-GY-2	49	B9539	51
													
													

ITEM	PAGE	ITEM	PAGE	ITEM	PAGE	ITEM	PAGE	ITEM	PAGE	ITEM	PAGE	ITEM	PAGE
B9540-BK	13	B9540-BE	13	B9540-BY	13	B9540DW-SG	12	B9545-BK	13	B9545-BE	13	B9545-BY	13
													
													

	ITEM	PAGE	44		
	ITEM	PAGE	43		
	ITEM	PAGE	43		
	ITEM	PAGE	45		
	ITEM	PAGE	45		

PRODUCT ICON INDEX

ITEM	PAGE	ITEM	PAGE	ITEM	PAGE	ITEM	PAGE	ITEM	PAGE	ITEM	PAGE		
B9591AM-BK	15	B9591AM-BG	15	B9591AM-GY	15	B9591AM-BK-500	15	B9591AM-BG-500	15	B9591AM-GY-500	15	B9595AM-BK	16



ITEM	PAGE	ITEM	PAGE	ITEM	PAGE	ITEM	PAGE	ITEM	PAGE	ITEM	PAGE		
B9595AM-BG	16	B9595AM-GY	16	B9595AM-BK-400	16	B9595AM-BG-400	16	B9595AM-GY-400	16	B991-CP	19	B991-BB	19



ITEM	PAGE	ITEM	PAGE	ITEM	PAGE	ITEM	PAGE
B992-BK	18	B996	18	BR8001AM-BK	44	BR811S-AM-BK	17

